

March/April 2011
March/April 2011

G

i

n

g

e

r

,

s

c

a

m

e

o

Hello All You Wonderful People,

I'm sorry for the delays during the month of March. In February, I re-pulled two tendons in both of my shoulders. Working on the computer hurt, painting hurt and pretty much doing anything made them worse. I could read, and thank goodness I got a lot of books for Christmas and I ordered more on-line. I knew from past experience that just not using them was the fastest way to get them better – so that's what I did.

We did get the orders out and I appreciate that you remembered that you could order even if you hadn't gotten your newsletter yet. **Thank you all!**

As of this weekend I have things pretty much caught up finally and, as long as I don't over-do it too much, everything should continue in a smooth fashion.

I apologize for any inconvenience that I caused you and I will certainly try not to do it again!

Let's talk about the Monthly Quilt Blocks.

You know – just because they are called 'quilt block transfers' that doesn't mean that you can only use them on quilt blocks, or as quilt blocks.

When you order the monthly quilt block transfers – you get one transfer and one quilt block. You can sew two quilt blocks together and you have a throw pillow. You can have a different design on each side or a design on one side and a blank quilt block (P601 – 6 for \$5.25) on the other side. I have, also, put a colored 'cover page' on the monthly quilt blocks. Hopefully this will make it easier for you to follow the directions and have a better idea what the design will look like when it's finished. This, also, makes it easier if you want to figure out what colors you want to change.

You do not have to use the quilt block right away. You can put the quilt block away to use later.

Now – what can you do with the transfer right now? You can use the transfers to do a tablecloth. If you use 8 on the tablecloth – that leaves you with 4 that you can use on a small Table Topper.

You can put the transfer on a shirt, a skirt, jeans, slacks or even long underwear.

You could actually put the transfer on the quilt block – then fray the edges and make it into a scarf. (You seal the frayed edges with either Fabric Glue or 200 – Clear Base.) Fray all four sides. It looks great! One of my customers does this.

You can use the transfer on a P1593 – Body Pillow Case, on a P1595 – Pillow Case, on a C322 – Mini Flag, on a P326-Dresser Scarf, on P328-Flour Sack Towels, P1482-Throw Pillow Cover, on a P1493-Re-usable Shopping Bag, on a P1492-Large White Tote Bag or on any of the Tablecloths (P1220 – P1221 – P1222 – P1223).

So instead of getting together every month to do quilt blocks – you can get together every month to do other things with the monthly quilt block designs.

Those of you that do Craft Shows could have a good variety of things done when the holiday Craft Shows come up. What if you do a series of Mythological sweatshirts to sell for gifts for the holidays? People will say, “Yeah, I got it at the Myth booth over there!” How about a series of shirts with the Hex Signs and a paper saying what it means. People like giving things that have meaning for gifts, as well as giving things that people collect or have an interest in.

Have you got your registration in for the Spring Seminar? What dish are you bringing to pass? How many are coming with you?

At the Spring Seminar, on May 7th, I will be teaching using the March Lighthouse design. I have it on a gray sweatshirt. What would you like to put you're on. Bring it to the Seminar and be sure to bring all your brushes, (including your 1 ½” brush that I offered at the previous Seminars).

This is a pretty fast class, since the class part includes all the background (sky, water, rocks) and you can do the lighthouse itself on your own afterwards.

We are planning on Halleen teaching a fun shirt that can be for Moms, Dads, Grandmas, Grandpas, etc. It will be quick and easy and will use regular painting with the tip. How many grandkids do you have? How many kids do you have? How many great-grandkids? How many grandkids does your grandfather have? You're your Mom have great-grand kids? How many and what's their names? These are questions that you need to answer to do this shirt class.

April Workshops

April 21st – Here – Let's get together and do the newest Mythological Creature that's coming out for April. Then you can show it off at the Spring Seminar.

**Monthly Special
Monthly Special**

February – March – April

C660 – Ideal Accessory Kit = \$76.50

Don't forget that April is the last month to get your Ideal Accessory Kit for 10% off. Get your order in right away so you have everything that you need to have fun with your painting projects.

Kathy DeGroat – Dealer/Instructor – Lakeland, Fl. – She has been teaching for many years. Her Dad helped her until he passed on. She teaches Monday through Friday. Her phone is: 863-858-1209 Her email is: kathid29@yahoo.com

Monthly Quilt Blocks



BQ-01



BQ-02



BQ-03



BQ-04



FG-01



FG-02



FG-03




FG-04



HS-01



HS-02



HS-03



HS-04



LQ-01



LQ-02




LQ-03



LQ-04



MC-01



MC-02



MC-03



MC-04




OQ-01



OQ-02



OQ-03



OQ-04

Order in: ones=\$2.50 (1 quilt block & 1 transfer) {or} sixes=\$15.00 (6 blank quilt blocks & 6 of same transfer)