

February 2009  
February 2009

G

i

n

g

e

r

s

c

a

m

e

o

Hello All You Wonderful People,

WOW!!!! Can you believe that January is over already? It has gone so fast.

I want to thank all of you that got orders in for January and apologize for being so late in getting a lot of them back to you. I try to get orders out in one (1) to two (2) working days – but I sure got behind on that during January. If the weather doesn't do terrible things here like it has done farther south of us – I should be okay on that.

Where I go for my family reunion in the fall is Piggott, Arkansas. They were the hardest hit in the US by this huge ice storm that just happened. My cousin says it looks like a war zone. Trees have broken off well above the ground and 80% of the electric poles are down. They don't know when they will have electricity again. At least as the temperatures go back up to normal it's not as hard to stay warm. She tried making coffee on her wood stove (boiling it) – she said it was awful and she is going to make sure she always has those little coffee bags (like tea bags) in the house from now on.

Don't forget that the Company will be closed from February 21 thru February 28. We will be in Florida seeing vendors and instructors (as well as going to Disney World with the kids and grandkids.

I am having so much fun with the new Quilt Blocks of the Month. It's fun trying to explain new techniques in writing.

On the Wild Deer Quilt blocks – right off the bat, I explained something wrong in the newsletter. When you're doing "One Stroke Fabric Painting" I should have said that you fill each corner of the brush with a different color. When you order the WBQ01 I have a 'how to' page in there with pictures. I think that will explain it a little better.


If any of you have suggestions on how to write up directions on this be sure to get them to me.

Remember that you can order the Monthly Quilt Blocks during the month that they come out and you can order any back ones that have already come out. So – if you decide this month that you want to do one of the new quilts – you can order this month's and last month's blocks. If in June you decide that you really would like to do all the quilts – you can order the blocks for June - and all the ones that came out earlier in the year.

The Wild Animal Quilt, also, has extra tips in the directions for the first block of the year. Christy Lee painted and charted this quilt and put in the extra tips to make it easier for you to paint the designs.

The Quilt Blocks of the Month seem to be going over well for this year. I never know how you all will like them until I get them out there. Be sure to order the first block of the series to get the extra directions that are for the whole series.

## Transfers



T4785 – These two (2) designs come on one transfer and are oldies but goodies. I've been asked for old cars and more motorcycles. I hope you like these. They can be done on shirts, pillowcases, throw pillow covers, just anywhere that you think they will look good and will make a good gift for someone or for something that you would like to use yourself or sell at a Craft Show.

I think these designs would go over well at the spring craft shows. They are just the thing for summer wear.

T4786 – This is a nice large design for large shirts or jackets. Putting a name on the license plate will personalize it. You could even personalize it at craft shows since it is such a little thing to do.

There are two other smaller designs that are on the transfer that will fit on smaller things or even pockets. This is, also, an oldie but goodie.

\*Both of these transfers are pre-shaded and very easy to paint.

Don't forget all the transfers that we have for up-coming holidays:

Valentine's Day = T4385 – T4548 – T4643 – T4661 – T4642 – T4663 – T4663

St. Patrick's Day = T4405 – T4672 – T4718 – T4719

Easter = T4348 – T4523 – T4556 – T4720 – T4725 – T4726 – T4727 -

(These are all great craft show and gift designs. They will go on any number of items to paint and sell or give away or to use for yourself.)

I've talked about Pauline Laughlin before. She's my 96-year young lady up in Rogers, Arkansas. She called me a couple of months ago and gave me the web site at the Library of Congress where they have one of her painted quilts and did an interview with her about it. ([www.allianceforamericanquilts.org/qsos](http://www.allianceforamericanquilts.org/qsos)) Click on "Interviewees at the top right hand corner – then go down and find Laughlin, Pauline – click on that - then click on "View Interview". This will take you to the actual interview and let you find out some interesting things about Pauline. It, also, tells you right away that she uses Cameo Paints. This is a very interesting article. Thanks for sharing with the world Pauline! We really appreciate it!



Let's think **SPRING** and give Mother Nature a nudge in the right direction!! We'll take a couple of nice springy transfers (T4514) and put them on a set of pillow cases (P1595). This would normally cost retail \$15.24. For the February 2009 Special let's just charge \$12.00. This Special (MSFEB09) will include (2) T4514 and one set of pillow cases (P1595).


These would, also, go over well in craft shows and for wedding gifts or new home gifts. I'm sure you can think of lots of things to do with them – so have fun!!

## **February Workshop**

February 19<sup>th</sup> – 11:00 AM & 7:00 PM – Here

Since we had to cancel last month because of the weather – I will be teaching the One Stroke Fabric Painting technique on the WDQ01.

This is so fast – we might even get to WDQ02 at the same meetings.



## Classes Elsewhere

February 8<sup>th</sup> – Class in Brooklyn, MI – 1:00 PM – at Lori's (call for directions)

February 14<sup>th</sup> – Class in Brooklyn, MI – 2:00 PM – at Sharon's (call for directions)

## Monthly Quilt Blocks

### Butterfly & Flower Quilt Blocks '09



B&F-01



B&F-02

### Wild Animal Quilt Blocks '09




WAQ-01




WAQ-02

### Wild Deer Quilt Blocks '09



WDQ-01



WDQ-02

Order in: ones=\$2.50 (1 quilt block & 1 transfer) {or} sixes=\$15.00 (6 blank quilt blocks & 6 of same transfer)