

October 2009
October 2009

G

i

n

g

e

r

.

s

c

a

m

e

o

Hello All You Wonderful People,

I'm getting this newsletter out early so I can finish getting everything ready for the Seminar on October 3rd.

When I went down to Arkansas for my family re-union I got to drive my cousin, Lucille's, 'toy' truck. It is really cute. In Arkansas they're going to be able to drive them on the street after October 1st. They get 40 miles to the gallon of gas and they have a little pick-up bed in the back. It would be great going to the post office and to UPS. Ah, well – I guess Arkansas is ahead of the game on the ability to plate them and go on the road. I hope Michigan catches up soon.

Just so you know – I found more 'turtle fireworks' (on the way to Arkansas). We can have turtle races next 4th of July. Doesn't that sound exciting? The kids will like it.

Monthly Special
Monthly Special

Don't forget to order your new Paint Racks (C350 - \$7.50) soon. This price is an introductory price and they will be going up in January 2010. This is the Monthly Special for the rest of the year.

Those of you that have already ordered them will have noticed that quite often I have to send the order out by UPS. This is because the Racks are 14 1/4" long and more than one or two will not fit into a Flat Rate Priority Mail box. So when most of you order the four (4) or more Racks that you need, watch for UPS to bring your order.

If you use your Dual Point Pens to write the paint numbers on the bottom of your bottles, you will be able to pick them out easier once you have switched them to the Racks.

Another thing that will change in January is the three (3) top kits. I will be adding in the Paint Racks and switching things around – so the prices and contents will be changing. I think that you will like the changes and so will your customers.

October Workshops

The only workshop planned for the month of October is the Seminar on October 3rd. I hope a lot of you plan to come. We have a good time and learn new things. Be

sure to let me know if you are coming so I have enough goodie bags made up for everyone to work from.

The registration fee for the Seminar is \$35.00. This is to help pay for your goodie bag. It's always worth more than that and includes things that you will need for the classes at the Seminar.

This year we're having a cook-out for lunch and everyone is bringing food to pass that will go along with it. I'm just having hamburgers, hotdogs, brats and chicken & spinach brats. We talked about it at the September workshop and everyone is looking forward to it.

We have some new people coming to the Seminar. I will be interested to see what they think of it.

I have some interesting things to give away for the door prizes. I think everyone will like them.

Don't forget the special prize for those wearing painted clothes (painted with Cameo, of course).

Remember that Marian is going to be teaching a simple stencil class. This will be new for some folks and a reminder of an old interest for others.

We will be doing one of the masks out of the 'Halloween Make it and Take it' class Pak. This is just so everyone understands how it works.

By-the-way, if you are on the web site you will find this (Halloween Make It & Take It Class) under "Tutorials" on the left.

The rest of you can order: Halloween Make It and Take It - \$9.95 (or HMITI) I'm sorry there was confusion on this. I guess I didn't explain it well enough, but I thought everyone would see the name of it and the cost at the top of the 1st page of the tutorial that I put in the news letter.

Those of you that like to plan ahead – be sure to mark the Spring Seminar 2010 on your calendar – May 1st, 2010. Hmmmm, that's May Day, right? I will have to think of something special to celebrate the day in a class.

The spring and fall seminars are always on the first Saturday of May and October, so they are easy to plan for. (I used to have the Fall Seminar the 1st Saturday of November and called it the Winter Seminar – but we had quite a snow fall at the last one that I had at that time and I decided it would be safer in October.) We don't *usually* have snow and ice at the beginning of October. There's really no way to figure it this year since all the weather is being so weird all over the world.

I'm already working on the November/December newsletter and the things that we will need to start the year off in January. This is keeping me out of trouble and very busy.

John is keeping way busy building the new Racks and keeping up with the paint orders.



T4811 – Ringing in Christmas

This is a very simple and fast design to do.

It can go on sweatshirt, like I have it or on pillowcases, tablecloths, Mini Flags or how about a nice Large Tote Bag to carry things in around the Holidays.



T4812 – Peacock

I know we used to have a lot of different peacock designs and they gradually got taken out of the Line.

Halleen worked this one up and charted it for us and now we will put it back in the Line. It looks good and it's easy to do.

Halleen really likes peacocks so she has missed us having them.



T4813 – Adjusted Frog

This is just fun and easy. I have it on a sweatshirt so I can wear it a lot. (I wear a lot of sweatshirts.)

I can see this for sale at a craft show, fair booth, or as a great gift for the holidays.



T4814 – Sunrise???

Yes, I think we all know folks that have this attitude about the sunrise. Do you know someone that you think would like to hang this on their door so early visitors would get the idea to come later?

This is not hard to do and it would fit on a shirt or on a Mini Flag real easy.



T4815 – Stuffed Animals

I don't want to leave out designs for the little ones. This is easy and, although it's charted, you could do them in any colors that you want to.

The designs are just the right size for onesies, to put on curtains in the new nursery, for diapers, gowns, whatever.


Just have fun with these and enjoy giving (or selling) them.

Monthly Quilt Blocks

Butterfly & Flower Quilt Blocks '09



B&F-01



B&F-02



B&F-03



B&F-04



B&F-05




B&F-06



B&F-07



B&F-08



B&F-09



B&F-10

Wild Animal Quilt Blocks '09



WAQ-01




WAQ-02



WAQ-03




WAQ-04



WAQ-05



WAQ-06



WAQ-07



WAQ-08




WAQ-09



WAQ-10


Wild Deer Quilt Blocks '09



WDQ-01



WDQ-02






WDQ-03



WDQ-04



WDQ-05



WDQ-06

WDQ-07

WDQ-08

WDQ-09

WDQ-10

Order in: ones=\$2.50 (1 quilt block & 1 transfer) {or} sixes=\$15.00 (6 blank quilt blocks & 6 of same transfer)