

June 2009
June 2009

G

i

n

g

e

r

,

s

c

a

m

e

o

Hello All You Wonderful People,

Well, we haven't had any snow this month. Maybe it will hold off until next winter. I sure hope so.

Let's talk about the quilts that are in the Line. We have some easy ones and some hard ones (the painting that is.)

We have 6-piece quilts for \$15.00, we have 9-piece quilts for \$25.00 and we have 12-piece quilts for \$30.00. There is something for most occasions.

According to how you piece them together and quilt them, they can be something as small and simple as a lap-throw or they can be built up to be a king size bed quilt.

In the 6-piece quilts one of the easiest ones to do is the Baby Quilt 2. It's charted to be outline and fill in. Since there are only 6 blocks it doesn't take any time at all to get them finished. Then all you have to do is either quilt it or have it quilted. I don't sew so I have mine quilted. My sister, Sharon, does them for me. I want them to be light weight so she just uses a fleece throw as the backing and puts nothing in between. She uses a 1 1/2" strip in between the blocks and makes a 2" quilt binding out of the same material to go around the outside of the quilt that holds the two pieces together (the top and the fleece throw). Then she runs seams around the blocks going through the top and the fleece throw. This gives it a slight quilted look and keeps the two pieces from separating away from each other. She can get two baby quilts out of one fleece throw.

*The fleece throw can be in several different sizes and in just about any color you want it, but it should be plain. If it has a design on it, that design will show through since there is nothing in between. If you use a throw that has a design on it then you will need to put a piece of thin quilt batting in between to block the design from showing through. This will make the quilt heavier and after the stitching is done, it will look more quilted (poofier).

Other Quilt Paks that are out line and fill in are:

6-piece (\$15.00) – Baby Quilt 1 (BQ107) – Baby Quilt 2 (B207)

9-piece (\$25.00) – Christmas Quilt (CQ08) – Country Bonnet Girls (CBG09)

12-piece (\$30.00) – Animal Quilt (AQ06) – Boy Quilt (BQ08) – Girl Quilt (GQ08) – Pony Quilt (PQ07)

The rest of the Quilt Pak designs range from simple feather-stroking to blending and highlighting and using other techniques to make them very different and 3-dimensional.

They would all make great gifts or craft show projects and can, also, be given or sold as kits that are un-done.

Of course, the designs in any of these Paks can be put on other things (shirts, pillow cases, tablecloths, etc. Some of them are pre-shaded – but most are not.

A pre-shaded design means that the shadow marks are actually on the transfer itself. This means that you can paint over the shadow marks and it looks like you actually used two colors – or you can use the shaded areas to know where to put your darker colors when you're shading the design. The pre-shaded Quilt Paks are:

Sparkling Rose Throw (SRT) – Flower Face Quilt 1 (FFQ106) – Flower Face Quilt 2 (FFQ207) – Unicorn Quilt (UQ06)

If you haven't tried one of our Quilt Paks, this is the time to try one. Some of them are so easy that children can do them – and what a rainy-day project that would be. It could cover the whole summer and when they are done with it you can teach them how to sew it together and make it into a throw or a quilt. What a sense of self-satisfaction they would have. Of course, this goes for adults, too.

Remember to order your Quilt Blocks of the Month. I have three different sets for this year: Flowers & Butterfly Quilt blocks, Wild Animal Quilt blocks, Wild Deer Quilt blocks.

You can order all the ones that have been put out so far this year – that gets us through the 06's (June). So you can order any of them that are printed in the newsletters this year – back ones for these three quilts and new ones as they come out. If you order them every month – by the end of the year you have a full quilt done. I put out the last two blocks in November so you have time to get them painted and get the whole thing quilted by the Holidays.

Now for the Black Heat Transfer Pens – they now have a white barrel and top. I know! I think it's kind of strange myself. There is a reason for this. Some of you have had trouble with the old transfer pens – so this barrel has an added closure point. When you put the top on the pen - push it down until you feel it click. This will keep your transfer ink nice and fresh and make the pen last longer. You can actually see if you don't have it closed nice and tight.



This month's special will be 10% off the Quilt Paks (not the Monthly Quilt Blocks). So – a 6-piece that is normally \$15.00 will be \$13.50 – a 9-piece that is normally \$25.00 will be \$22.50 – a 12-piece that is normally \$30.00 will be \$27.00. Let's get you started on these wonderful projects right away.

Remember to get the kid's rainy-day projects while they are on sale. You'll love the quiet and seeing them so involved in something that doesn't have anything to do with electronics.

June Workshops

June 14th – 2:00 PM – Brooklyn Workshop at Lori Bartlett's house – call for info

June 18th – 11:00 AM – Workshop here – We'll be working on a "Fairy-nice 4th" – so bring a shirt to put it on. This is a nice simple design – so all of you who have put off coming to a workshop because you're just getting started painting – this is the perfect workshop for you to attend. If you have never painted before – let us get you started at this workshop.

If you want to put this design on a Mini-Flag (P322), the cost of the class will be \$10.00. This will include the Mini-Flag, the transfer (T4797) and you can use my paints. This could be the perfect start to a perfect summer of crafting.

June 20th – 2:00PM – Brooklyn Workshop at Sharon Manning's – call for info

Transfers



T4795 – Vegetables

Yes – there are seven (7) vegetables. There is one for each day of the week – or they can certainly be used on the new re-usable shopping bags. What better on your grocery bag than vegetables?



T4796 – Days of the Week

Now you have the days of the week to use on your towels. These are nice generic words that will go with any designs that you want to use. Of course, you could use them on your clothes, too. Some little boy or girl might want to know which pair of pants to wear on which day.



T4797 – A Fairy Nice 4th

This is just the cutest design for the up-coming 4th of July. Just think of this one on one side of a shirt and the Patriotic Bear (T4681) on the other side. It would look wonderful coming and going.

Monthly Quilt Blocks

Butterfly & Flower Quilt Blocks '09



B&F-01



B&F-02



B&F-03



B&F-04



B&F-05



B&F-06

Wild Animal Quilt Blocks '09



WAQ-01




WAQ-02




WAQ-03



WAQ-04




WAQ-05




WAQ-06


Wild Deer Quilt Blocks '09



WDQ-01



WDQ-02



WDQ-03



WDQ-04



WDQ-05



WDQ-06

Order in: ones=\$2.50 (1 quilt block & 1 transfer) {or} sixes=\$15.00 (6 blank quilt blocks & 6 of same transfer)