

# May 2009 May 2009

G

i

n

g

e

r

,

s

C

a

m

e

o

Hello All You Wonderful People,

Okay – so it snowed again a couple of times after I got the last newsletter out – but I’m sure that it’s really going to stay spring someday.



Out the back



To the south



Out the front

Rachel Fry out in Colorado emailed in her order and said they thought spring had come, too. They were even more wrong than I was. They had feet of snow – we just had 8”.

Here is our new re-usable, paint able shopping bag (P1493 - \$12.95). I have had a lot of folks ask me to get them in, but I had to wait until I found just the right bag.

In the picture below you can see that the bag is about 4” shorter than a regular brown paper bag. It is the same size as a regular plastic bag (but it’s good for the environment and will last for years).

We have washed and dried this bag both before and after painting. It looks good after drying in the drier. Any change in size will come back as you put things into the bag and carry it. It holds the paint just fine after washing.

When you paint on the bag, I suggest that you use your Fiber Blenders (C369/C371). It smoothes the lines out and makes it look much better. You can, also, brush paint on the bag and use other techniques. They all work well.



A versatile, durable tote bag made of hemp & cotton canvas. The hemp fabric makes this bag both UV and mildew resistant and is perfect for grocery shopping! For all of you smokers out there, this is not the same stuff (Cannabis is a different strain) so don't buy up all of our bags please!

**Fun Fact:** hemp is the oldest fiber used by man & has 8 times the tensile strength of cotton.

What I have found that works best (with my limited memory) is to unload the bags, fold them, put them all in one bag and immediately put them back in your vehicle. These bags are nice and soft and will fold down easily. **If you don't use**

them it doesn't help the environment. Let's be part of the solution not part of the problem.

These will be great sellers at craft shows. They can be done in any designs. At first I was thinking just fruits, vegetable, cornucopia, or anything that is connected to food. (Shown on the bag is T4647) Then I thought it through better. Some folks like butterflies – they would like their bags with butterflies on them. So bags with different butterfly designs should sell well. You might want to do dragonflies, unicorns, frogs, mushrooms, pigs, cows or anything that is considered a collectable design. Why have bags that look like everyone else's when you can have bags that are uniquely yours?

You don't have to use just them when you're grocery shopping. You need bags no matter what you're shopping for whether it's books, hardware, clothes, what have you.

If you need a few plastic bags to use in your waste baskets put them inside your re-usable bag. The re-usable bag has better handles.

These would make great gifts. How about two or three of these as a wedding gift (to start the newly weds off to a 'green' life together). How about birthday, holiday, anniversary gifts? A painted bag will be perfect for any occasion.

Starting with the simple step of bringing your own reusable cloth bag to shop may seem trivial, but it creates a "mindset." Like anything, the more people who take this simple step, the more it becomes the natural and right thing to do.

### Monthly Special Monthly Special

The Monthly Special for May 2009 (**MSMay09**) is a special price to kick off the P1493 – Re-usable Shopping Bags. The regular retail price is \$12.95. For the month of May you can buy them for **\$10.00 each**.

I hope you all buy – paint – and enjoy this new item.

We painted on these bags at the Spring Workshop and everyone liked them and liked working on them.



Carol



Halleen



Yvonne



The next new item for the month is C470 – Brush Set 2 - \$10.00. I have been asked by several people to get some more brushes in the Line – so here they are.

Now you can have two (2) slanted brushes and a detail brush to add to your working supplies.

They tried these at the Spring Workshop and really liked the way they worked.

Now let me sneak a price raise in right here before I forget it. The P1492 – Large White Tote Bag is now \$10.95.

Another little piece of information is that the candlelight quilt blocks (P602 and the blocks that go with the Wild Deer Quilt) are a little smaller than the white PermaPress quilt blocks. We had to do this because we can't get the candlelight in the same width that we had before. These quilt blocks are 14 5/8" square instead of 15" square. My sister, Sharon, who does my quilting for me, says I need to tell you all this in case you put plain squares in between the painted blocks when you 'piece' your quilts together. I'm sorry that I haven't told you sooner. I didn't think that small a difference would be a problem for anyone.


Now I need you to think "Flour Sack Towels and Re-usable Shopping Bags.

## Transfers



### T4792 – Fruits

I was trying to think of transfers for the new (P1493) Re-usable Shopping Bags and I thought this one would fit the bag just fine. You can paint it just out-line and fill-in or you can do shading and highlighting. The fruit looks good either way.



#### T4793 – Daily Flowers

I've been looking for some good transfers for the Flour Sack Towels. This caught my eye since many of you like to do flowers.



#### T4794 – Daily Poodles

This is a great transfer to do on the Flour Sack Towels, on a shirt (all of them scattered all over the shirt) or even on the new Re-usable Shopping Bags.

The designs are outline and fill-in. These are very easy and fast to do.

I hope these give you ideas about gifts and what to do for those up-coming craft shows. Between the new transfers for flour sack towels or re-usable shopping bags, The new set of brushes and the new re-usable shopping bags and the new nine-piece quilt that follows on page 6 – you should be ready to keep busy for the summer.



Many of you have asked about Marcy Morgan and her husband over the years and I've always been able to tell you that they were doing good, riding their tricycles and being involved in things that they liked. This time I'm sorry to say that Marcie's husband John has passed away. Marcie is handling it pretty well. John was within days of being 93 (with Marcie's 87) and they had many great years together. Yes, she will be wearing painted hose at the funeral. She says, "John always liked them – so of course I'm going to wear a freshly painted pair – no matter what anyone else thinks about it." I'm sure that we will all be sending good thoughts her way at this time.

# Monthly Quilt Blocks

## Butterfly & Flower Quilt Blocks '09



B&F-01



B&F-02



B&F-03



B&F-04



B&F-05

## Wild Animal Quilt Blocks '09



WAQ-01




WAQ-02



WAQ-03




WAQ-04



WAQ-05


## Wild Deer Quilt Blocks '09



WDQ-01



WDQ-02



WDQ-03



WDQ-04



WDQ-05

Order in: ones=\$2.50 (1 quilt block & 1 transfer) {or} sixes=\$15.00 (6 blank quilt blocks & 6 of same transfer)

Ginger's Cameo – 4879 Sylvan Rd. – Manchester, MI 48158

Phone: 734-428-1344 emails: [ginger@gingerscameo.com](mailto:ginger@gingerscameo.com)



## Country Bonnet Girls



### Paints and Supplies:

101-White, 112-Tan, 116-Black, 119-Sage, 146-Beige, 149-Pirate's Gold  
 152-Lt. Country Blue, 153-Country Blue, 154-Country Rose,  
 155- Country Pink, 156-Country Sienna, 158-Yellow Ochre, 168-Cocoa  
 184-Periwinkle, 193-Light Sage, 195-Desert Sand  
 196-Terracotta, 302-Raw Umber  
 C384-Orange Dual Point Pen, C386-Green Dual Point Pen  
 C387-Red Dual Point Pen, C388-Brown Dual Point Pen  
 Fiber Blenders (C369 or C371)