

April 2009
April 2009

G

i

n

g

e

r

,

s

C

a

m

e

o

Hello All You Wonderful People,

Whoopee!! The Turkey Vultures are back and the Robins are back. Warm weather can't be far behind. It's been a really long winter and I will be glad to see it over with. I know spring started on the 20th of March – but that doesn't always mean much.

I would really like it to be nice for the Spring Workshop on May 2nd right here at Cameo's home facility in Manchester, MI.

*Just a little tip: any of the borders and edging designs will work on the cotton towels (P327) or (P328). They will go around a tablecloth (P1220, P1221, P1222, and P1223) or dresser scarf (P326 or P329) or placemat (P1289) as well as the pillowcases (P1593, P1594 and P1595). They, also, work well on sheets and curtains.

*The Tree Skirts (P1224 and P1224) will go on an outside table with an umbrella pole. The center cut hole in these will go around the hole in the table.

I decided to try out Face Book. I don't really know what I'm going to do with it – but I have some ideas on maybe letting folks know what's happening during the parts of the month that you're not hearing from me. I don't really know – but since so many asked me to go on I figured I would try it out. I won't be putting designs on there since they have full rights to use any pictures that go on their sites – but there are other things that I could put on. We'll see how it works. I might not have time to do it at all. Look for us under Ginger Wilson.


I got delivery on the new re-usable shopping bags. I'm going to hopefully introduce them in May at the Workshop. Of course, before I do that, I have to paint on them and wash them multiple times and see if they can be dried in a dryer or if they have to hang to dry. Luckily I have folks near-by that have to do multiple loads of laundry every day and they are painters. That gives me someone to do the checking for all of us.

A brown paper bag will fit down inside of them with just 3" sticking out the top. They are about the same size as the usable part of a plastic bag. The other thing about them is - they're pretty. If they take paint and wash well, I think we have a winner. I'm really excited. I hope it works.

I'll let you know how it works out. If they work, they will go into the Line in May. If they don't work, I'll have to see what I can do to get rid of them some other way.

Now I have to figure out what transfers to use on them. I was thinking about trying T4647 and T4729 to start with.

Transfers



T4789 – Shrooms & Snails

This design is great for pillowcases and anything else that needs straight lines or curved lines of a design.

I made pillow cases with designs at both ends for kids – maybe for an Easter basket.

These are easy ‘outline and fill-in’ designs.



T4790 – Bedtime

I have always wanted to get this back in the Line and I finally made it. Folks wanted more easy designs for children's things. These designs will look good on pillowcases, sheets, curtains and dresser scarves.

These are easy ‘outline and fill-in’ designs.



T4791 – Boy Toys

I've been told that I don't have enough designs in for the male half of the species – so here we go – just for the guys in your life.

These are pre-shaded transfers that can be easily done with ‘outline and fill-in’.

Monthly Special

The monthly Special for April 2009 is a set of pillowcases (P1595) and two of the new transfers (T4789 & T4790). This would be a retail cost of \$15.25 – so let's have the cost of the special be \$13.00.

Don't forget that you can personalize the little kids on T4790 by making the hair the color of the little kid's hair that you're going to give the gift to. Also, you can change the color of the sheets and pillowcases in the design to their favorite color.

You can change the colors in T4789 to the child's favorite color to make that one more personal as well.

These are fun and easy transfers. You might even have children do them as gifts to other children. Teach them to make gift giving personal.

April Workshops

April 11th – 2:00PM – At Sharon Manning's in Brooklyn. Come see the latest transfers and quilt blocks. Let me know if you need supplies.

April 16th – 11:00AM – I'm going to have the wonderful folks that come to my workshop help me get ready for the big May Workshop. We'll be working out in the new Facility to get ready.

April 19th – 2:00PM – At Lori Bartlett's in Brooklyn. Come see what she has new for you – and be sure to get your registrations in for the big Workshop on May 2nd.

I'm going to try something over the next few months. I can actually send five (5) sheets of paper for the cost of a stamp. Quite often I don't have that many pages to my newsletters – so for the next few months I will try sending pages of the transfers out to those of you who get your newsletters by mail. This month I will start it and once you have all the back pages I will send you the new pages as they are filled up. Now I will just have to keep straight which ones I've sent and which ones are next to be sent.

These pages will only go out with the mailed newsletters because the rest of you can look on ginger@gingerscameo.com to see exactly what's in the Line.

So this month you will get the first three sheets in your newsletter.

Another change that I have made – (as the catalog gets larger and larger – and costs more and more to print) – is that I send the pages for the catalog with all the pages three-hole punched – but **you** get what ever kind of folder or binder you want to put it in. This way you are paying more what the catalog is worth since it's in color.

My cousin Jean in Conway, AR, sent me some pictures of matching aprons that she did for a wedding shower. This is one of our old designs. Aren't they a cute family?



Monthly Quilt Blocks

Butterfly & Flower Quilt Blocks '09



B&F-01



B&F-02



B&F-03



B&F-04

Wild Animal Quilt Blocks '09



WAQ-01



WAQ-02




WAQ-03



WAQ-04


Wild Deer Quilt Blocks '09



WDQ-01



WDQ-02



WDQ-03



WDQ-04

Order in: ones=\$2.50 (1 quilt block & 1 transfer) {or} sixes=\$15.00 (6 blank quilt blocks & 6 of same transfer)