

September 2006  
September 2006

G

i

n

g

e

r

,

s

c

a

m

e

o

Hello All You Wonderful People,

I'm going to start right off reminding you that John and I will be leaving here early Friday (Sept. 1) and the Office will not open back up until Monday (Sept. 11). We will get all orders that come in during that period out as quickly as possible.

This is a 'relative' vacation. We're going down south to see my relatives. I hope it cools off before we get down there.

I want to explain the two (2) workshops – the one in Temperance and the one in the Jackson area.

The workshop in Temperance that will start again in September – will be on the second Monday evening of each month. Diane Beers is the lady who opens her house to us so that people in that area (Monroe – Toledo – etc.) have a chance to come to workshops and learn new things, or just to pick up supplies and not have to pay the shipping. I want to thank Diane for doing this. I hope you all appreciate it. So I hope I see a lot of people on the evening of September 11<sup>th</sup> at 5:30 PM. I will just be back from vacation and I should have been able to re-pack the van to have everything that you might want. It is helpful if you email ([ginger@gingerscameo.com](mailto:ginger@gingerscameo.com)) or phone (734-428-1344) to let me know that you will be there and what you would like to pick up. Diane's phone is 734-847-5300 if you need to call for directions.

Normally the workshop in the Jackson area is on the second Saturday of each month. My sister, Sharon, opens up her house for those that want to learn or just wants to pick up supplies. I want to thank Sharon for doing this. I hope those in the area appreciate it.

In September that would make the workshop on the Saturday that I will still be down south. So, next month the workshop will be on September 16<sup>th</sup>. Email or call to let me know what you need and whether you will be there. If you need directions, Sharon's number is 517-579-8807. I hope to see some new people there in September.

Halleen Fisk is going to be setting up some workshops in the Fenton – Linden area, here in Michigan. I will put those in next month's newsletter.

I am going to put the list of everyone that has gotten me a copy of their tax license - in the December newsletter and on the web site. If you do not want your name, city, state and phone number put out there for people to see – please, let me know. (If you have not gotten me a copy of your tax license – this is the time to do it.) Some of you have web sites and store fronts – I will put them in both places, also.

I'm hoping this will give you some extra sales in your area.

Let's talk about the Kits that are in the Line now. We have 80 paints in the Line including regular paints and Sparkle Paints. There is no one kit that will have all of the paints in it. In order to get **all** the paints you need to order three (3) DIFFERENT KITS. You need the Super Deluxe Kit (K000), the Add-on Kit (K007) and the Sparkle Kit (K006). This will not only give you all the paints, but it will make sure that you have a place to put them.

The Add-on Kit and the Sparkle Kit come with Mini Toters (C349) and these will fit right down in the bottom of your big paint carrier.

If you add the total cost of these kits together, you come up with \$285.50. You will be saving \$37.20. As a customer this is saving you money and getting everything in place for your craft. As a Dealer, this gives you a very nice sale and you will be earning over \$100.00 in just the one sale.

The more you know – the more you sell. The more your customers know – the more they buy. It's a good situation for everyone.

Please mark your catalogs to show that the C453 – Black Ultra Fine Line Pen – is no longer in the Line. I have sold out of them. I still have the Green (C456), the Red (C457) and the Blue (C458). When they are gone I will no longer carry them in the catalog. If you or your customers want these pens – be sure to order them soon.

.....

September 13, 2006

Hello Again All You Wonder People,

Well, that's how far I got by the time that this computer totally took a dump. I just got it back and in working condition last night about 8:00 PM. It was too late to start working on this – so I went to bed and re-started the newsletter this morning.

I'm not going to put much else in. I know that the first paragraph doesn't really have any thing to do with anything now, but I wanted you to know I really did have it close to done. I had all the pictures set up and the Special ready to go. The registration was ready to go in and the quilt blocks were done. Oh, well. I sure hope I don't have any more trouble for a while.

The Web Site was down for a few days, again because of the new computer. I don't really have any idea what that was all about, but it's back up now. As soon as I get things to the Web Master he will get this all in.

## Monthly Special

The monthly Special for September 2006 is Transfer T4515 – Borders. This transfer is great for pillow cases, tablecloths, shirts, skirts, aprons, you name it and you can probably find a use for some part of this transfer on it.

We'll put the Transfer (T4515) + a set of pillow cases (P1595) + a Primary Kit (K004) in all together to give you a great all around gift or a way to get started on your own. This would be a great class to get a bunch of new folks started painting.

**Retail** price is \$34.10....**Sale** price is \$30.00. You will be **saving \$4.10**. You can order this special, for the month of September 2006, under the number **MSSEPT06**.



## September Workshops

There will be four (4) Workshops for the month of September 2006.

September 11<sup>th</sup> – 5:30PM – Temperance – call for directions if you don't know them.

September 16<sup>th</sup> – 2:00PM – Jackson/Napoleon area – just off M50

September 21<sup>st</sup> – 11:00AM – Lansing – at the Ponderosa on Cedar St. - right by I96

September 21<sup>st</sup> – 7:00PM – Manchester – at the home facility of Ginger's Cameo

We will be working on different ways to use T4515, so bring what you want to work on, or get it from me at the Workshop.

Winter Workshop Registration is on the other side

I'll talk to you later in the month. The monthly special will carry over to October.

# Winter Workshop 2006

**November 4, 2006**

Where: At the Ginger's Cameo facility in Manchester, MI

Time: Classes start at 9:00 AM (Continental Breakfast – homemade cinnamon rolls – 8:00 AM)

Door prize drawings on the hour

Registration: \$25.00 (includes some supplies)

Bring: A dish to pass (people decided that was the safest thing to do – since I don't cook.)

Ideas and painted items to share.

A complete set of paints – Fiber Blenders – Scissors

Classes: We will be working on a Snowman Tablecloth (P1221). This tablecloth can be used as a center piece on a rectangular table or a regular tablecloth on a round table. This tablecloth can be used all winter.

We will be learning how to layout multiple transfers and painting them into a whole scene.

I'm not sure what else we will be working on – but it will be a **full** day. I will put out a schedule closer to the workshop.

## Registration Form

NAME: \_\_\_\_\_

ADDRESS: \_\_\_\_\_

PHONE NUMBER: \_\_\_\_\_

EMAIL ADDRESS: \_\_\_\_\_

Guests: \_\_\_\_\_

PAYMENT: Check\_\_\_ Mastercard\_\_\_ Visa\_\_\_ Paypal\_\_\_


# Transfers



T4452 – Silhouette Deer



T4515 – Borders



T4519 – Baggy Pants Billy



T4520 – Sun Bonnet Sue



T4692 – Fence Scarecrow



T4694 – Raccoons 2



# Monthly Quilt Block Clubs

## 2006

### Animal Quilt Blocks



AQ01




AQ07



AQ02



AQ08



AQ03



AQ09



AQ04



AQ05



AQ06


### Flower Face Quilt Blocks




FFQ01




FFQ07




FFQ02




FFQ08



FFQ03




FFQ09



FFQ04



FFQ05




FFQ06


### Unicorn Quilt Blocks



UQ01




UQ07




UQ02



UQ08




UQ03




UQ09



UQ04



UQ05



UQ06

Order in: ones = \$2.25 (1 blank quilt block & 1 transfer) [or] sixes = \$13.00 (6 blank quilt blocks & 6 of same transfer)