

July 2005 July 2005

Hello All You Wonderful People,

First of all I have to apologize for last month's newsletter. I had a glitch in one of my newsletter address programs. Everyone on that program wound up with the same street address. Those that live in a small town, or have a small post office (or work in the post office, like Sharon Pausewang) got their newsletters. All the rest of the people on that particular listing had their newsletters sent back to me. I started sending them back out after I saw what the problem was. They have tickled back in all month and I have put the corrected address on them and sent them back out. Some of them have not come back at all and the ones that have come back this week I am just going to send out with this newsletter.

Because of this glitch, I will run the Kodiak Bear Kit through the month of July – plus the Special for July. So you can take advantage of having two Specials in the very middle of the year.

Does anyone out there have the directions for the pellon picture of the Guardian Angel on the bridge with the children? It's either a very old Cameo picture or an old Artex picture. Mary Miller in Lakeland, Fl needs it if anyone has it.

I would like to take out a couple of transfers. T4443 and T4356. I have no Lovebirds left and only a couple of the Dog/Shoe left. I don't think there is any need to re-print them. I have had very little interest in them since I took over the Company.

When I first took over I tried to keep a varied sampling of transfers in to get started and hold us over until I could get a printer in the area. Now that I have a printer and we are putting out more transfers I will be dropping some of the original transfers that I kept, as I run out of them.

I want to thank the folks that are getting new transfer designs to me. That is the only reason that we have new transfers. (I'm not an artist.)

One of our artists has been having some major problems health-wise. Phyl Phillips has been dealing with a lot lately. She is, thank God, doing much better now.

G
i
n
g
e
r
s
C
a
m
e
o

The T4586 – Watermelon Rabbit is from Christy Lee. A lot of you have asked how she and Morris are doing – they're doing just fine.

I want to thank all of you that offered the Basketball transfer, T4587. That's the kind of thing that keeps me going. You are really all the best in the world. Without you I couldn't keep the Company going and getting better all the time.

The Guernsey Cow, T4588, is from my Mom. She gave it to me a long time ago and I was just finally able to use it.

The next two, T4589 and T4590 are thanks to Halleen. She's been teaching for a long time and has often made up her own classes. These were in that category. I told her I needed them for the 4-Hers out there that raise these different animals. I need more 4-H type things, but this will get us started in keeping those very important customers and students.

On T4591, I thought that I would just suggest using your own colors. Some one might want a Deep Purple and Sparkle accent zebra.

These next transfers, T4592, T4593 and T4594 will start our Fantasy line. I hope you all like them. I will be adding to this area of the Line as I get new ideas. (T4594 is from Halleen.)

My oldest daughter, Dana, has always loved Pegasus. This design, T4593, is actually from an old pellow picture, that I traced with a heat transfer pen, to make a Christmas present for her one year. Of course, it is completely re-charted in one of her favorite colors.

My middle daughter, Tammy, has always been into Unicorns. Her favorite color is blue and I charted this, T4594, for her.

Mysti likes Gargoyles, but her transfer isn't ready yet. It will be charted in black and silver when I get it. (Something to look forward to for all you Gargoyle fans out there.)

The castle, T4592, is charted just for me. This was an old pellow picture that I fell in love with a long time ago. It uses all the dual point pens and all the sparkle paints. (It even uses 337, Blue Sparkle, which we haven't re-mixed yet. We will re-mix it and add it to the Paint Line as soon as I run out of what I have on hand. Then we will re-number it to 137.)

I outlined all the parts to the castle with the dual points before I did anything else, so I wouldn't forget which part I wanted what color. I used C370 for parts that were going to be 130, C388 for the parts that were going to be 131 and 132, C385 for the parts that were going to be 337, C386 for the parts that were going to be 136, C387 for the parts that were going to be 135, C389 for the parts that were going to be 134. **When you are using sparkle paints you need to remember NOT to use your Fiber Blenders.**

You do need your Fiber Blenders for the rocks.


Transfers



T4586 – Watermelon Rabbit



T4587 - Basketball




T4588 – Guernsey Cow



T4589 – Goat & Lamb



T4590 – Holstein Cow & Calf
Jersey Calf




T4591 - Zebra



T4592 - Castle



T4593 – Dana's Pegasus



T4594 – Tammy's Unicorn
Family

Monthly Paint

The monthly paint for the month of July is 431 – Olive Drab. I know it doesn't sound really exciting, but it is definitely not something that we've had before. I used it as the shadow in the new T4591 – Zebra transfer. I used 119 – Sage to go along with it. They worked really well together.

Monthly Special

So many of you have asked that I carry more colors in the dual point pens that I decided to go for it. We now have six (6) colors in the dual points – C370-Black Dual Point, C385-Blue Dual Point, C386-Green Dual Point, C387-Red Dual Point, C388-Brown Dual Point and C389-Purple Dual Point. There are so many ways to use these pens. Use the extra fine point for those extra fine additions like eye lashes. Use the other end for doing a little pre-shading before you get your picture started. (These are also the very best markers for golf balls. The color doesn't come off.)

Since we have all these colors at \$3.25 each, I decided that we needed them in a small kit. This kit is C490 – Dual Point Pen Set - \$17.00.

For this month the Set will be on sale for \$15.00, plus you will receive a T4592-Castle transfer for free. All of these colors are used on this transfer so I thought this would be appropriate. That's a savings of \$3.50.

July Workshops

July 21st – 11:00 AM – Ponderosa – Cedar St., Lansing

July 21st – 7:00 PM – Home Facility – Manchester, MI

I will be teaching using the new T4586. This is a perfect t-shirt transfer for the summer. We will be doing it on a white t-shirt, or bring your own in whatever color you want to work on. I suggest you keep it a light color.

Be sure to bring your paints and your Fiber Blenders.

That's all I have room for this month because I'm sending out new pages for your catalogs.

Keep those suggestions coming. I hope to see you at a meeting soon.