

November/December 2008  
November/December 2008

G

i

n

g

e

r

,

s

c

a

m

e

o

Hello All You Wonderful People,

I hope you all had a wonderful Halloween and I wish you all a great Thanksgiving and Christmas!!

I can't believe how fast this year has gone. It just doesn't seem possible that it's going into November already.

### **November Workshops**

I need to tell you that the November Meeting here will be moved to the week before it normally occurs.

My cousin, Jean is coming in, and since she didn't get to come to the Fall Seminar in October, due to her Mom dying, she wants to see as many people as she can when she comes in. So the meeting will be **November 13<sup>th</sup> at 11:00 AM**. That way she will be able to attend before she goes back to Arkansas.

Now to tell you of a **change**:

I finally had to order more Perma Press. I have certain Distributors and Mills that I work with at this time, and none of them could get me exactly what I had before. The weight of the Perma Press that we had is 4.5 oz and what I could get right now is 3.7 oz. I had to order 500 yards – so until this batch is gone, I can't get any more – but I will continue to look for a place that I can get the heavier material. My vendors said they would continue looking for it for me and let me know if they find it anywhere.

This material paints great – but when you iron a transfer on – be sure NOT to stack your material. The transfer ink will go through to the next piece if you iron it on really dark.

The material washes just fine. The only difference is that it is about 25% lighter in weight.

I have enough of the old Perma Press to finish out the year on the Quilts of the Month. I will be sending the old Perma Press with the rest of this year's quilt blocks, (BOY08 11 & 12 and GIRL08 11 & 12) so they will all match.

I am going to **discontinue** an old transfer – **T4675** – I have been wondering what to do with this transfer. I think the thing to do is to discontinue it and bring in another 'feather' transfer next year. This has definitely not been a big seller. I have tried to re-do it, but nothing looks just right. I like the idea of having a 'feather' transfer that you can use alone or with other designs and this one just doesn't do it for me – and apparently not for you folks either. I have none left and the only ones that have

ordered it are ones that keep a complete line of transfers on hand to sell to customers. If any of you have any ideas on this just let me know. I can use all the help that I can get. (I know that you all know that by now.)

Although paint prices are going up in January (just a little, \$.20), I am still going to go ahead and introduce the next Kit.



### All Sparkle Kit (ASK)

Kit Price = \$88.50

Retail = \$98.67

Savings of = \$10.17

33 Paints at this time: 130-131-132-133-134-135-136-137-138-139-140-141-142-160-161-162-163-164-165-166-167-170-171-187-188-190-191-192-300-301-303-340-341

This Kit is "paints only".

This is the **All Sparkle Kit (ASK)**. It will include all the Sparkle Paints that are in the Line at the time that it is ordered. Right now we have 33 Sparkle Paints in the Line so the cost will be \$88.50 until the end of the year. That's a savings of a little more than 10%.

This Kit will work like the IK (Ideal Kit); the price will change as we add more Sparkle Paints to the Line.

Next year the price of the 12-piece quilt paks will go up to \$30.00. This will bring them in line with the other quilt paks.

We now have six (6) six piece quilt paks at \$15.00 each, two (2) nine piece quilt paks at 25.00 each and eight (8) twelve piece quilt paks at \$27.00 each.

Next year, after I add the BOY08 and the GIRL08 quilt paks, we will have ten (10) twelve piece quilt paks.

I will be adding the Deer Quilt (12 pieces on Candlelight material and that will bring it up to eleven (11) twelve piece quilt paks in the beginning of 2009. At this rate, I'm going to have to give the 'quilt paks' numbers instead of names. (I'm still thinking about that.)

For the Quilt Blocks of the Month for 2009 – I know there will be "Butterflies and Flowers" and "Wildlife Scenes". I'm not sure about the others – but I know there will be six piece baby quilts (one in the first half of the year and another for the

second half of the year) and maybe another different kind if I can get the computer program to do what I want it to do. So there's three (3) for sure, and maybe more, that will come out in the "quilt block a month" for the year of 2009.

These are wonderful ways of having one or more paint classes a month.

You have them sign up for the quilt or quilts that they want to complete over the course of the year. Then you figure out the best time to have the class for that particular quilt each month during the year. (I always put out the last two (2) blocks for the year in November, so you have time to not only get the quilt blocks painted, but have time to get it quilted for a holiday gift if you want to.

I made up a 'sign-up sheet' when I first started doing these in 2006. I will include the sign-up sheet for 2009 in the January newsletter. Be sure when you have people sign up for these that they understand that they are promising to pay you for all of the quilt blocks in that set for the whole year.

You can charge them \$2.50 per month and have them buy whatever paints and accessories they need each month or you can set a price to include using your paints and accessories each month. Figure out which will work best for you or what has been working for you for the last three years. Don't forget to charge for your experience and expertise when you are setting up these classes. The first of the year is a good time to set things up or maybe change things a little. (I'm sure you could all use a little extra money every month.)

Try setting up a class each month for each of the different quilts that are being offered for the year. That will be at least three (3) classes a month for 2009.

### Monthly Special

Let's see what we can do to make your gift giving a little easier this year. Let's have lots of Specials to get you through the Season.

First thing is that the Monthly Special for last month will continue until the end of the year (since it came out so late and it's a great technique that you can use on other designs once you know how to do it.). You can use this technique on the bowling pattern and the silver paint that comes in this Special.



#### Special for October 2008 (MSOCT08)

This special includes: T4776 (Ghost Love) + C347 (Open-tip Nozzles) + (4) Paints = [131 – 136 – 141 – 303] + C460 (Fabric Brush Set) + Mini Palette + Sandpaper Blotter + Directions

Retail = \$28.48

**Special = \$25.00**

Savings = \$3.46

Then let's bring back the TS1 for the rest of the year. These are quick and easy gifts to make. This is one (1) transfer per towel. Iron them on good and dark – then you can put designs at the top, the bottom or along the sides. You can even put designs right over the calendar itself and still see the calendar right through if the design is soft enough.

Next year's calendar (2010) is already in the works and the main change will be that the numbers will be in bold and the whole thing will be a little darker. This should make it easier for you to do even more things with this design.

**Towel Special (TS1)** We'll take a P328 – Flour Sack Towel 10 PK and ten (10) 2009 Calendar Transfers – T4765- that would normally be a retail price of \$34.00 and mark it down to **\$30.00**.

Would you like some Specials for your fantasy/unicorn-loving friends? Here are three (3) Specials just for your gifts to them this Season. These include the Unicorn transfer shown and a Throw Pillow Cover (P1482) and they are \$7.00 each. They are Unicorn Special #1, #2 & #3.



US#1



US#2



US#3



And last – how about T4779 (Still Life)  
and a Mini Flag (P322) for \$6.25  
MSNov/Dec08 - \$6.25

I hope these Specials will make your holidays easy and fun. With these Specials and the transfers that we're putting out this month you should be 'good-to-go' for gifts. I've tried to put out simple designs and not so simple designs to keep you busy and happy. I hope you have some great holidays this year.



Don't forget the Gift Sets #1 and #2. They are ready to give to your craft friends just as they come. (I'll try to set them up so they will be easy to wrap.)

## Gift Set #1

\$35.00 Each Set

### Sparkling Rose Throw



Includes: 8 Paints (130-131-134-135-136-137-161-116) – 6 transfers (all alike)  
6 blank white Perma Press quilt blocks – 1 Sandpaper Blotter

This Gift Set is especially good for those that like to sew. Once they have had the fun of painting this very simple set of quilt blocks – then they have the joy of putting together either a lap throw or making it into a quilt.  
(Order under GS1)

## Gift Set #2

\$45.00

### Primary Table Topper



Here is the second Gift Set: You get a Table Topper (P1220) + a Primary Kit (K004) + a Sandpaper Blotter + four (4) transfers (T4565) + directions on placement of transfers on a tablecloth. (Order under **GS2**)

# Transfers



## T4777 – Peeking Deer

This design is a quick and easy design. It will fit on a big shirt or a little shirt and will go great on a throw pillow Cover (P1482).




## T4778 – Double Clowns

There are two (2) separate designs in this transfer. You could do the front and back of a shirt or two (2) different gifts for the holidays. These will, also, do a double sided Throw Pillow Cover (P1482) or two (2) Covers.



## T4779 – Still Life

This will look beautiful on a shirt for Mom, Sister, Aunt, Cousin, Girlfriend or any other flower lover. It will look great on a Mini Flag (P322) to hang on a wall or door.




## T4780 – Bowling

This design has many sizes in it. You could do a pocket, A shirt front or back, a tote bag - matching shirts for any two folks in your family that likes to bowl. You could do this on dark material by using the technique used in the MSOCT08



## T4781 – Edgings

This design can go on Pillowcases (P1594) (P1595) or on Flour Sack Towels (P327) Try putting one of the designs around the bottom of a skirt or pants or maybe even a shirt or blouse.



## T4782 – Fire Truck

There are a couple of small designs on this transfer. The dogs Work, the other one doesn't. The truck is the important one so We'll sell these out and re-do it.




# Monthly Quilt Blocks

## Boy Quilt Blocks '08



BOY08 - 01



BOY08 - 02



BOY08 - 03



BOY08-04



BOY08-05



BOY08-06



BOY08-07



BOY08-08



BOY08-09



BOY08-10



BOY08-11



BOY08-12

## Girl Quilt Blocks '08



GIRL08-01



GIRL08-02



GIRL08-03



GIRL08-04



GIRL08-05



GIRL08-06



GIRL08-07



GIRL08-08



GIRL08-09



GIRL08-10



GIRL08-11



GIRL08-12

Order in: ones=\$2.50 (1 quilt block & 1 transfer) {or} sixes=\$15.00 (6 blank quilt blocks & 6 of same transfer)