

November 2005
November 2005

G

i

n

g

e

r

,

s

c

a

m

e

o

Hello All You Wonderful People,

This has been a busy couple of months. I've been trying to get the Winter Holiday Transfers set up so we have a base to go on from now on – that meant they all had to be painted and charted or re-charted. The same thing goes for the Fall Holiday Transfers. Now I'm trying to get ahead of the curve. What other holidays do we need transfers for? All the holidays in winter, fall, spring and summer needs transfers. Do you have any ideas for any of them? I need all the help I can get. Maybe in the coming year I can get things out in a timelier manner. We'll see.

The transfers that I have put in this month, on the transfer page, are new and old. I'm trying to put a little bit of everything out each month – not just new or holiday ones. I hope this works for you.

I did not put all the scarecrow transfers in the Fall Holiday Transfer page. Scarecrows are for fall – but not necessarily for a specific holiday. Do you agree? I just really like scarecrows and snowmen. Must have something to do with my childhood. I have no idea what though. I was raised in Arkansas on a farm and in Michigan in Ann Arbor. The scarecrows must come from my Arkansas days and the snowmen from Michigan. I like snow angels, too, but I don't quite know how to make a transfer of one. I'll think on it.

The T4650-Other Lighthouse transfer was put in so you could change out the lighthouse in T4649-Lake Lighthouse. You can make a lot of different shirts for different people and have a different lighthouse in each one of them.

We may be coming up with other transfers in the coming year that will be specifically made to mix and match.

After this month, there will not be quite so many transfers coming out per month. I just had to try to get them all out there for the holidays that are coming up.

In January there are going to be quite a few changes.

First of all there will be only one more monthly paint (December's) after this one. John and Mysti don't make very many mistakes and they usually have to make up a color on their own for the monthly paint. Usually it's a color not in the Line and it's usually something that we need. We can't chart new transfers with the monthly paints – because it's just here until it's sold out. Some of them are just gorgeous and we need to be able to chart with them. **So starting in January there will be no more monthly paints.** Instead, we will be making up new colors to put in the line

every three or four months. That way, we can use them when we chart the new transfers or re-chart the old transfers. I wouldn't be surprised if some of the old monthly paints come back as Line paints in the future.

Do you have any you would particularly like to see in the Line?

If and when John and Mysti make a mistake, we will save them up and put them out as "limited edition" paints. They do make mistakes – just not very often.

There will be other changes – including a raise in prices. I'm sure everyone was expecting that to happen. I've had three increases in the things that we need to put out the paints, alone. Bottles, nozzles, tips, caps, the things that we use to actually manufacture the paint itself, labels and dots are just some of them. Pretty much everything will be going up in January.

In December I will be putting out all new colored pages on the paints and accessories. A new kit page will, also, need to be made up, since there will be changes in the prices of the kits and changes in the make up of them.

There will, also, be a new kit that will be coming out in January.

I will try to get all these things together so you will know about them in December. These pages will not be good until January – but you can get them copied and out to your customers so they will know what is coming up. Customers like to know things ahead of time, too.

Instead of the monthly paints, I have an idea that I think you will like that will help keep your customers ordering every month. I think this item will help you have at least one workshop per month, either in your home, or in a customer's home. I'll tell you more about it in the December newsletter.

I will be putting out more "How-to" pages in the coming year.

Is there anything in particular that you would like to see in this section?

One of the ones I will be doing is on "Rag Painting". At the Winter Workshop we will be utilizing some of this. It's fun, fast and best of all you only need some rags, which I imagine that we all have tucked away somewhere.

I've mentioned different aspects of this a few times in the newsletters and some folks have asked for it to be all written up. I think I can do it and make it understandable for everyone.

Monthly Paint

The new monthly paint for November is #434 – Blue Spruce.

We were trying to come up with a color to make – since there weren't any mistakes to work with. Talking to Mysti on the phone, John and she came up with this idea. This is the time of year when you can really see the color in the Blue Spruce and we have several on the property. It sounded good to me and John proceeded to do a great job in manufacturing it. Enjoy!!!

The schedule of classes for the **Winter Workshop** is:

1. Open-tip painting using the 4575-Petit Point transfer.
2. Tree Skirt (either P1224-Tree Skirt (40") Perma Press or P1225-Tree Skirt (50") Perma Press) using T4652 – Seven Santas
3. Rag-painting background with a design over it in 'only black'. ('Only black' is like Joannie Zeckzer did her 'butterfly design')
4. Open-tip painting on T4651 – Sparkle Trees.

I suggest a darker shirt for class #4, a light colored shirt for class #3, your choice for class #1 and of course you're going to be using one of the new Tree Skirts for class #2.

Be sure to bring a full set of paints, scissors, a dish to pass, ideas to share and things to show.

I will have a Continental Breakfast starting at 8:00 AM.

Door prize drawings will start at 9:00 AM and there will be one every hour after that for the full length of the Workshop.

You can stay as long as you would like and we can nibble on leftovers for the evening.

November Workshops

There will only be two workshops in November. They will be here at the Home Facility in Manchester and in Lansing. They will be on November 5th, the Winter Workshop and November 17th in Lansing at the Ponderosa on Cedar Street. The first one is at 8:00 AM and the second one will be at 11:00 AM.

You already have read what we will be working on at the Winter Workshop in the above section.

We will be working on the Tree Skirt using the T4652-Seven Santas design at the Lansing meeting.

Monthly Special

This was a hard one to come up with. There are just so many things that could be a special for this month.

NOVEMBER TREE SKIRT KIT (NTSK)




This kit has a small tree skirt (P1224) + six (6) paints (101-105-110-116-121-185) + a sandpaper blotter + transfer (T4652).

The retail cost of this kit is \$36.45 - the special kit cost for this November Special is \$30.00 only for the month of November.



Fair Entries

My fair booth at the Monroe County Fair – August 2005



Paint Display made and designed by Mysti & John for my Fair Booth and Office.

Transfers



T4364-Mare & Colt



T4372-Thanksgiving Bear



T4427-Thanksgiving Designs



T4644-Thanksgiving Motif



T4645-Large Cornucopia



T4646-Young Scarecrow



T4647-Holiday Friends



T4648-Pumpkin Scarecrow



T4649-Lake Lighthouse



T4650-Other Lighthouses



T4651-Sparkling Trees



T4652-Seven Santas



T4653-Fall Leaves



T4655-Merry Christmas & Fat Letters

Fall Holiday Transfers



T4120-Scarecrow



T4372-Thanksgiving Bear



T4427-Thanksgiving Designs



T4467-Halloween Designs



T4631-Halloween Cat



T4632-Pumpkin Totem



T4633-Happy Jack-o-lantern



T4634-Boo-tiful Pumpkins



T4635-Boo-tiful Estate



T4636-Scaredee-Cat



T4637-Good Friends

Fall Holiday Transfers



T4638-Caution! Witch



T4639-Jack-o-lanterns



T4640-Witchy Boo



T4644-Thanksgiving Motifs



T4645-Large Cornucopia



T4647-Holiday Friends