

October 2006  
October 2006

G

i

n

g

e

r

s

s

C

a

m

e

o

Hello All You Wonderful People,

Well, I guess Fall is officially here for the year 2006. Michigan just had ‘frost/freeze’ warnings for the whole state. The Upper Peninsula has had frost and freezing weather before now. In talking to a lot of you I have heard that your temperatures have finally started going down and it has started raining. That sounds really good.

I’m supposed to have guys and gals coming in to put half the new roof on the future Cameo Facility. The lumber yard only had half the supplies, so we’re going to do one half this weekend and the other half next weekend. Once it’s dry in there we can get the insulation in and the ceiling, walls and flooring. It’s actually going to start moving again. WHEEEEE!!

The computer is acting just fine so far. Now that I have started the newsletter – I hope it holds. It should.

Next month I will be putting out a November/December newsletter. I figure that those of you that are making the quilts for presents for the up-coming holidays need to have the last two in November so you will have time to get them sewn together and quilted.

That will give me time to get the January newsletter figured out so I can tell you what will be coming up in the new year.

There will be some changes for next year, but nothing really drastic. For one thing the monthly quilt blocks will be on the same page as the monthly transfers. Once I figured out that I was just wasting paper the way I was doing it this year – I felt that it was too late to change it. Face it – I’m a slow learner.

Now for a thing that I’m going to discontinue – the 10” round blotters... I will still be selling the 10”x12” rectangular blotters. You will be able to cut your own round blotters from those. You can just draw around the one that you are going to discontinue using and cut it out with scissors. When I run out of what I have, that will be it.

A suggestion from another crafty person (Rose Cloakey) on making a Grandmother’s Shirt – she calls it “Grandma’s Shining Stars”. Use the Stars transfer (T4536) and each star has a child’s name in it. Sounds great!! Thanks for sharing Rose!

## Monthly Special

I am going to run two (2) monthly specials for the month of October. These are for those that like to get things done ahead and those doing craft shows.

Special #1 is – 1 Small Christmas Tree Skirt (P1224) + all four (4) of the new Christmas transfer designs (T4700-T4701-T4702-T4703 + a Sandpaper Blotter. The **retail price** on this is **\$27.30** and the **sale price** is **\$24.00**. Order this under the number MSOCT06-1.

Special #2 – 1 Large Christmas Tree Skirt (P1225) + all four (4) of the new Christmas transfer designs (T4700-T4701-T4702-T4703) + a Sandpaper Blotter. The **retail price** on this is **\$37.30** and the **sale price** is **\$33.00**. Order this under the number MSOCT0-2



MSOCT06-1 = \$24.00



MSOCT06-2 = \$33.00

## October Workshops

In October there will be four (4) workshops:

- October 9<sup>th</sup> – 5:30PM – Temperance
- October 14<sup>th</sup> – 2:00PM – Jackson/Napoleon area
- October 19<sup>th</sup> – 11:00AM – Here in Manchester
- October 19<sup>th</sup> – 7:00PM – Here in Manchester

We will be doing the Haunted House transfer (T4704 – What Holiday?) You can do it on a sweatshirt, t-shirt, mini flag (P322) or large white tote bag (P1492). I will have all of these on hand for you to buy. Try to let me know if you're going to be there so I will have enough of everything to go around.

It's just a fun class to have done for the Halloween Holiday Season.

I hope to see a lot of you there.

You can, also, get your registrations in for the Winter Workshop at that time if you haven't already gotten them in.

Here's another suggestion. This one is from Halleen Fisk. If you are going to be doing a transfer on darker material – try going over the lines with your transfer Marker (C528) before you iron it on. That way the lines are darker and easier to see.



## Fair Entries

The only fair entries I got this year were from Jan Smyth. Thanks for sharing Jan.



Jan enters her items in the Fowlerville Fair and the Michigan State Fair.

**The newest toy on our web site is “Babel Fish”.** Be sure to check it out. The icon is right under the header when you bring up Gingerscameo.com. All you have to do is hit it and a menu will come up so you can change the whole web site over to the language that you're used to. Go down where it says translate a web page – my web page is listed – then use the drop down arrow to find the language you need – then hit translate. I was really geeked when Lori (my Girl Friday) told me about it. She showed it to Razz (the Web Master) and he put it in. It's a free program so it was a hit with all of us. I hope you all have fun with it. I have.

The schedule of classes for the **Winter Workshop** is:

1. Making your own Color Wheel.
2. A 60" round Tablecloth using five (5) snowman transfers and using the 'rag painting' technique to pull it all together into a winter scene. You can use this tablecloth all winter.
3. String painting. A great way to do a really unusual design. You're going to have a lot of fun with this. It will be messy though.
4. Open-tip and 'rag painting' on a holiday ornament.
5. Be sure to bring a full set of paints, scissors and a dish to pass.
6. We will have a time for ideas to share and showing things that you have done.

I will have a Continental Breakfast starting at 8:00 AM. This will include the same home-made cinnamon rolls that we had at the Spring Workshop, juice, coffee, tea, milk and water.

Door prize drawings will start at 9:00 AM and there will be one every hour after that for the full length of the Workshop.

Be sure to bring extra money or your checkbook or your credit card – there will be a blow-out sale on sweatshirts – both colored and white. They will be \$5.00 each or \$20.00 for five (5). These are in all sizes, including children's.

There will, also, be colored t-shirts for sale at \$2.00 each. (Lots of different sizes)

I have some other things that will be for sale – old Cameo items like the loose glitter and other things that you might be interested in.

**REMEMBER!!!!** There are **three specials** going **for** the month of **October**.

- Special for September – MSSEPT06
- Special #1 for October – MSOCT06-1
- Special #2 for October – MSOCT06-2

Ginger's Cameo – 4879 Sylvan Rd. – Manchester, MI 48158  
Phone: 734-428-1344      emails: [ginger@gingerscameo.com](mailto:ginger@gingerscameo.com)

# Transfers



T4365 – Dragon



T4448 – Fall Leaves



T4511 - Parrots



T4699 – 2" Rounded Letters



T4700 – Christmas 1



T4701 – Christmas 2



T4702 – Christmas 3



T4703 – Christmas 4



T4704-What Holiday?

# Monthly Quilt Block Clubs

## 2006

### Animal Quilt Blocks



AQ01



AQ07



AQ02



AQ08



AQ03



AQ09



AQ04



AQ10



AQ05



AQ06


### Flower Face Quilt Blocks




FFQ01




FFQ07




FFQ02



FFQ08



FFQ03



FFQ09



FFQ04



FFQ10



FFQ05



FFQ06


### Unicorn Quilt Blocks



UQ01




UQ07



UQ02



UQ08



UQ03



UQ09



UQ04



UQ10



UQ05



UQ06

Order in: ones = \$2.25 (1 blank quilt block & 1 transfer) [or] sixes = \$13.00 (6 blank quilt blocks & 6 of same transfer)